

**Grade 1 Term 4 Week 1 Remote Learning  
Monday 5th to Friday 9th of October 2020**



Tasks with this symbol are to be uploaded to Seesaw.

**Online Resources:**

**School Website - Remote Learning** <https://murrumbeenaps.vic.edu.au/teaching-learning/#remote>

**Essential Assessment** <https://www.essentialassessment.com.au/>

**Seesaw** <https://app.seesaw.me/#/login>


**Webex** <https://www.webex.com/>

**Study Ladder** <https://www.studyladder.com.au/>




**Reading:** <https://www.getepic.com/>



If you are not a member of the **Glen Eira Library**, please join, to access ebooks and other resources such as Literacy Planet <https://library.gleneira.vic.gov.au>


Day	Reading	Writing	Mathematics	Spelling	Inquiry
<b>Learning Intention/s</b>	How can I re-establish reading habits?  How can I improve my comprehension skills?	How can I publish my narrative?	How do I represent numbers? What counting patterns do I know? How can I use my problem solving skills to solve the problem?	How do we spell words in English?	What are Australia's languages?  What are Australia's Flags?  What are Australia's Indigenous symbols?
<b>Success Criteria</b>	I can choose texts I enjoy reading. I can read for at least 20 minutes a day. I understand how to read with fluency in different texts.  I can interpret comprehension questions. I can locate the information to answer the questions in the text.	I can use correct letter formation and size when writing my narrative.  I can use the narrative checklist to reflect on my narrative.  I can include a front cover, title, blurb and illustrations.	I can identify the tens and ones in a number. I can identify the number before and after in the number pattern. I can complete number patterns. I can use different strategies to help me solve problems.	I can spell words with the split digraph /oo/ making the "oo" sound as in moon.	I understand the range of languages spoken in Australia.  I understand the difference between the three Australian Flags  I know what a boomerang is and what it is used for.  I know what a didgeridoo is and what it is used for.

Monday	Reading 20 mins	Writing 20 mins	Mathematics 20 mins	Spelling 20 mins	Inquiry 20 mins
	<p><b>Small group Webex</b></p>	<p><b>Holiday Recount</b></p> <p>Write a recount of your holidays. Remember to use the 5Ws (Who, what, when, where, why) and adjectives to make your writing interesting and detailed.</p> <p>What did you do? Who were you with? How did you feel? Where did you go? When did you go?</p> <p>Please correct sentences and check for CUPS.</p> <p>C - Capital letters U - Understanding - does the sentence make sense? P - Punctuation (full stops) S - Spelling - correct?</p> <p><b>Where you need to complete the activity:</b> Remote learning book.</p>	<p>Tens and Ones</p> <p><b>Where you need to complete the activity:</b></p> 	<p>Watch video of Miss Shue on Seesaw introducing the digraph /oo/ making the “oo” as in moon.</p> <p>Choose 6 spelling words.</p> <p>Write them in your remote learning book.</p> <p><b>Where you need to complete the activity:</b> Remote learning book.</p>	<p>Learn about Indigenous language through the podcast called ‘Little yarns’</p> <p><b>Where you need to complete the activity:</b></p> 

Tuesday	Reading	Writing	Mathematics	Spelling	Inquiry
	20 mins	20 mins	30 mins	15 mins	30 mins
	<p><b>Free choice reading</b> - read for 20 minutes on Epic or Wushka and answer the quiz at the end of the book.</p> <p><b>Where you need to do the activity:</b> Epic! Books or Wushka.</p>	<p><b>Small group Webex</b></p> <p><b>Please bring your narrative from last term to share with your group.</b></p> <p><b>Independent task:</b> After the session, make your storybook using the dotted thirds or plain paper.</p> <p>*Dotted thirds for making your book is linked with the planner on the school website.</p>	<p>Counting Activity on Seesaw</p> <p><b>Where you need to complete the activity:</b></p> 	<p>Write your 6 words using one form of fancy writing. For example: bubble writing, rainbow writing, dot writing, joined writing, etc.</p> <p>moon</p> <p>moon</p> <p>moon</p> <p><i>moon</i></p> <p><b>Where you need to do the activity:</b> Remote learning book.</p>	<p>Wingara kids assigned lesson</p> <p>Listen, view and complete the lesson 'Awabakal Body Parts' on Wingaru kids.</p> <p>Select two <u>of the activities related</u> to the lesson (You don't have to complete all the tasks)</p> <p><b>Where you need to complete the activity:</b></p> <p>Online  <a href="https://www.wingaru.com.au/wingaru-kids.html">https://www.wingaru.com.au/wingaru-kids.html</a></p> <p><i>*Login details have been provided to you by your teacher on Seesaw*</i></p>

	Reading 20 mins	Writing 20 mins	Mathematics 20 mins	Spelling 15mins	Inquiry 15mins
Wednesday	<p><b>Wingaru Kids</b></p> <p>Complete the “Dreaming - The Frog and the Two Pelicans” on Wingaru Kids.</p> <p>Watch the video and complete at least one activity.</p> <p><b>Where you need to complete the activity:</b> Online <a href="https://www.wingaru.com.au/wingaru-kids.html">https://www.wingaru.com.au/wingaru-kids.html</a></p> <p><i>*Login details have been provided to you by your teacher on Seesaw*</i></p>	<p><b>Webex session</b></p> <p><b>Independent task:</b> After the session, draw the front cover of your narrative (include title, author and illustrator name) and also write the good copy of your blurb from the Webex session.</p>	<p><b>Problem Solving Task:</b></p> <p><b>Hannah has a square milk crate that would hold four cartons.</b></p>  <p><b>In how many ways can she fill it with cartons of strawberry and chocolate milk?</b></p>  <p><b>Where you need to do the activity:</b> Remote learning book.</p>	<p><b>Spelling sentences:</b> Put your spelling words into sentences.</p> <p>For example: I am going to see the moon very soon.</p> <p><b>Where you need to do the activity:</b> Remote learning book.</p>	<p>History of Australian Flag and Indigenous Flag</p> <p>Design a flag that represents all Australians united together.</p> <p>Explain how you have designed the flag and why?</p> <p><b>Where you need to complete the activity:</b></p> 

Thursday	Reading	Writing	Mathematics	Spelling	Inquiry
	20 mins	20 mins	20mins	15 mins	20 mins
	<p><b>Reading Aloud</b></p> <p>Choose a Just Right book. Remember this book cannot be too hard or too easy, just right for you.</p> <p>Go onto Seesaw and find the Reading Aloud activity. Make a video recording yourself reading for your teacher. This video needs to be between 30 seconds and 1 minute.</p> <p><b>Where you need to do the activity:</b> Complete the activity on</p> 	<p>Use your best grade 1 handwriting and publish your narrative.</p> <p>This means you need to use your first draft from last term and re-write it using your best handwriting into the book you made on Tuesday.</p> <p><b>Where you need to do the activity:</b> Handmade book from Tuesday.</p>	<p><b>Small group webex check in</b></p> <p><b>Revision Powerpoint</b></p>	<p><b>Write your 6 words in alphabetical order</b></p> <p>E.g.</p> <p>Hoop Moon Room Soon Spoon Tooth</p> <p><b>Where you need to do the activity:</b> Remote learning book.</p>	<p>'The Science of the Didgeridoo'</p> <p>Learn the principles of how to play the Didgeridoo.</p> <p>Recreate the breathing and mouth position for playing a Didgeridoo</p> <p><b>Where you need to do the activity:</b></p> 

Friday	Reading	Writing	Mathematics	Spelling	Inquiry
	20 mins	30 mins	20mins	15 mins	20 mins
	<p><b>Engage Literacy</b></p> <p>You should have one Engage Literacy activity left from your pack.</p> <p>Read and complete the activity.</p> <p>When you are finished, get an adult to help correct your work and discuss your answers.</p> <p><b>Where you need to do the activity:</b> Engage Literacy sheet from your remote learning pack.</p>	<p>Add your illustrations to your narrative, make sure you use true colours, detail and backgrounds.</p> <p>Once you have finished your illustrations, complete the self-reflection on Seesaw.</p> <p>My narrative has:</p> <ul style="list-style-type: none"> <li><input type="checkbox"/> my neatest handwriting</li> <li><input type="checkbox"/> punctuation</li> <li><input type="checkbox"/> correct spelling</li> <li><input type="checkbox"/> detailed illustrations</li> <li><input type="checkbox"/> a blurb on the back cover</li> <li><input type="checkbox"/> a title, author and illustrator on the front cover</li> </ul> <p><u>Please bring your published narrative to school next week to show your teacher and share with your classmates.</u></p> <p><b>Where you need to do the activity:</b> Published narrative and then</p> 	<p><b>Place Value Scavenger Hunt.</b> (Sheet is attached to the planner and is also at the bottom of this planner)</p> <p><b>Where you need to do the activity:</b> Remote learning book</p>	<p><b>Spelling Test</b> - please test your child's 6 spelling words and correct with them.</p> <p><b>Dictation Sentences:</b></p> <ol style="list-style-type: none"> <li>1. Soon our grade will be in a new room.</li> <li>2. I lost my tooth when I was playing in the afternoon.</li> <li>3. I love watching the stars and moon at night.</li> </ol> <p>Please correct sentences and check for CUPS.</p> <p>C - Capital letters  U - Understanding - does the sentence make sense?  P - Punctuation (full stops)  S - Spelling - correct?</p> <p><b>Where you need to do the activity:</b> Remote learning book.</p>	<p><b>Small group webex</b></p>

# Place Value Scavenger Hunt

Name: \_\_\_\_\_

Directions: Cut out and glue a number beside the description it matches.

Then answer the question next to it.

4 in the ones place		What number is 10 more?
7 in the tens place		What number is 10 more?
0 in the ones place		What number is 1 less?
2 in the tens place		What number is 10 less?
8 in the ones place		What number is 1 more?

© Stephanie Trapp

Write the numbers you found in order from **greatest** to **least**.

\_\_\_\_\_

