

**Grade 1 Term 3 Week 9 Remote Learning**  
**Monday 14th September to Friday 18th September 2020**



Tasks with this symbol are to be uploaded to Seesaw.

**Online Resources:**

**School Website - Remote Learning** <https://murrumbeenaps.vic.edu.au/teaching-learning/#remote>

**Essential Assessment** <https://www.essentialassessment.com.au/>

**Seesaw** <https://app.seesaw.me/#/login>

**Webex** <https://www.webex.com/>

**Study Ladder** <https://www.studyladder.com.au/>

**Reading:** <https://www.getepic.com/>

If you are not a member of the **Glen Eira Library**, please join, to access ebooks and other resources such as Literacy Planet <https://library.gleneira.vic.gov.au>

Day	Reading	Writing	Mathematics	Spelling	Inquiry
<b>Learning Intention/s</b>	<p>What is a book review?</p> <p>What are the key features of a narrative?</p>	<p>How can I plan and write a creative narrative?</p>	<p>What is length and when do we use it?</p> <p>How do you measure and compare length? (informal and formal units of measurement)</p>	<p>How do I spell words in English?</p>	<p>What does Australian Indigenous culture look like today?</p>
<b>Success Criteria</b>	<p>I can recommend a book to my teacher and explain why I like it.</p> <p>I can identify the key features of a narrative.</p>	<p>I can use the narrative checklist.</p> <p>I can use a plan to write a narrative.</p>	<p>I know when to measure length.</p> <p>I can order items in order of length from shortest to tallest.</p> <p>I can accurately measure and compare lengths using informal or formal units.</p>	<p>I can spell words with the split digraph /wh/ making the “w” as in wheel.</p>	<p>I can compare similarities and differences between my culture and Australian Indigenous culture.</p>

Monday	Reading	Writing	Mathematics	Spelling	Inquiry
	20 mins	20 mins	20 mins	20 mins	20 mins
	<p><b>Small group Webex</b></p>	<p><b>Lesson 1:</b> Use the planning template to plan your own creative narrative. You can use pictures and words.</p> <p>Here are a few ideas.</p> <p><b>Settings:</b> Tropical beach School Shopping centre Grandma’s house Dark forest Haunted house Outer space</p> <p><b>Characters:</b> Mean fairy Cranky witch Scary bear Cranky neighbour Magical teacher Shy clown</p> <p>See a larger version of template below.</p>  <p><b><u>Bring your plan to your small group webex on Tuesday.</u></b></p> <p><b>Where you need to do the activity:</b> Planning template or remote learning book.</p>	<p><b>What is Length?</b></p> <p>Complete the ‘<b>What is Length?</b>’ Activity on Seesaw.</p> <p><b>Where you need to complete the activity:</b></p> 	<p>Watch video of Mrs Parker on Seesaw introducing the digraph /wh/ making the “w” as in wheel.</p> <p>Choose 6 spelling words.</p> <p>Write them in your remote learning book.</p> <p><b>Where you need to complete the activity:</b> Remote learning book</p>	<p>What communities do you belong to?</p> <p>What connection do you have to your community?</p> <p>Consider these ideas:</p> <ul style="list-style-type: none"> <li>● School community</li> <li>● Local sporting club</li> <li>● Art or dance club</li> <li>● Church or synagogue</li> <li>● Leisure centre</li> </ul> <p><b>Where you need to complete the activity:</b> Remote learning book</p>

Tuesday	Reading	Writing	Mathematics	Spelling	Inquiry
	20 mins	20 mins	30 mins	15 mins	30 mins
<p><b>Book Review Video</b></p> <p>Choose a storybook you have read during remote learning and re-read it to remind yourself of it. Maybe even read it aloud to a family member.</p> <p>Record a video that goes between 30 seconds and 1 minute. Tell your teacher the title of the book you chose, the author, why you liked the book and whether you would recommend it to others to read and why.</p> <p><b>Where you need to do the activity:</b> Complete the activity on</p> 	<p><b>Small group Webex</b></p>	<p><b>Measuring Objects</b></p> <p>Complete the 'Measuring Objects' activity on Seesaw.</p> <p><b>Where you need to complete the activity:</b></p> 	<p>Write your 6 words using one form of fancy writing. For example: bubble writing, rainbow writing, dot writing, joined writing, etc.</p> <p>what</p> <p>what</p> <p>What</p> <p>what</p> <p><b>Where you need to do the activity:</b> Remote learning book.</p>	<p>Wingara kids assigned lesson</p> <p>Listen, view and complete the lesson 'Identity' on Wingaru kids.</p> <p>Select two of the activities <u>related</u> to the lesson (You don't have to complete all the tasks)</p> <p><b>Where you need to complete the activity:</b></p> <p>Online  <a href="https://www.wingaru.com.au/wingaru-kids.html">https://www.wingaru.com.au/wingaru-kids.html</a></p> <p><i>*Login details have been provided to you by your teacher on Seesaw*</i></p>	



**Wednesday**


**No Webex classes today including specialists.**

Please take this day to complete your specialist activities.

If you are up to date with all of your learning please see the following optional activities:

- Free personal writing (narrative, letter, poem, procedure, recipe or song)
- Reading (Epic, Wushka, books from home)
- Essential Assessment My Numeracy
- Study Ladder

Thursday	Reading	Writing	Mathematics	Spelling	Inquiry
	20 mins	20 mins	20mins	15 mins	20 mins
	<p>Read a storybook to yourself and then re-read it to a family member.</p> <p>Go through the following checklist with your family member and discuss if the story you read has the following.</p> <p>Does the story have a:</p> <ul style="list-style-type: none"> <li><input type="checkbox"/> Setting</li> <li><input type="checkbox"/> Characters</li> <li><input type="checkbox"/> A sizzling start</li> <li><input type="checkbox"/> At least one problem</li> <li><input type="checkbox"/> Exciting ending where the problem is solved</li> <li><input type="checkbox"/> Character wrap up</li> </ul> <p><b>Where you need to do the activity:</b> Use a book you have at home and discuss with a family member.</p>	<p><b>Using your narrative plan from Monday, write your story. Remember to use CUPS.</b></p> <p>After writing your story use the checklist on Seesaw</p> <p>When you have finished, please read your narrative to an adult.</p> <p>*Parents, please correct your child's narrative before Term 4.</p> <p><b>Where you need to do the activity:</b> Remote learning book for writing your narrative and then complete the checklist on</p> 	<p><b>Small group webex check in</b></p>	<p><b>Spelling sentences:</b> Put your spelling words into sentences.</p> <p>For example: The new wheels on my bike are red.</p> <p><b>Where you need to do the activity:</b> Remote learning book.</p>	<p>Aboriginal history and landmarks.</p> <p>View and listen to the slides related to aboriginal history and landmarks.</p> <p>Record your most iconic landmark in Victoria and explain why?</p> <p><b>Where you need to do the activity:</b> Complete the activity on</p> 

Friday	Reading	Writing	Mathematics	Spelling	Inquiry
	20 mins	30 mins	20mins	15 mins	20 mins
	<p><b>Free choice Friday</b> - read for 20 minutes on Epic or Wushka and answer the quiz at the end of the book.</p> <p><b>Where you need to do the activity:</b> Epic! Books or Wushka.</p>	<p><b>Continue on with your narrative from yesterday.</b></p> <p><b>If you have completed your narrative, please do some free personal writing;</b> Letter, poem, song, narrative, procedure, recount or information report.</p> <p>Please correct sentences and check for CUPS.</p> <p>C - Capital letters U - Understanding - does the sentence make sense? P - Punctuation (full stops) S - Spelling - correct?</p> <p><b>Where you need to do the activity:</b> Remote learning book</p>	<p><b>Measuring Length</b></p> <p>Find 5 objects around your home and measure the lengths using a ruler (cm) or informal measurement (toothpicks, paper clips, duplo blocks etc)</p> <p>Record your objects along with their lengths in your remote learning book.</p> <p>E.g. scissors 7cm or Scissors are 5 paper clips</p> <p><b>Where you need to do the activity:</b> Remote learning book</p>	<p><b>Spelling Test</b> - please test your child's 6 spelling words and correct with them.</p> <p><b>Dictation Sentences:</b></p> <ol style="list-style-type: none"> <li>Where do your friends live?</li> <li>Why was the girl whispering in school?</li> <li>I can tell you what I want.</li> </ol> <p>Please correct sentences and check for CUPS.</p> <p>C - Capital letters U - Understanding - does the sentence make sense? P - Punctuation (full stops) S - Spelling - correct?</p> <p><b>Where you need to do the activity:</b> Remote learning book</p>	<p><b>Dream time story</b> 'Music for The Dreaming: Dhagarwara</p> <p>Listen to the dream time story to learn more about dream time stories.</p> <p><b>Where to participate:</b></p> 

**Year 1** The digraph /wh/ making the sound “w” as in wheel.

<b>Red Spelling</b>	<b>Orange Spelling</b>	<b>Green Spelling</b>
wheel	whatever	wheelchair
why	white	wheeze
what	whipping	whispering
when	whisper	wharf
whip	which	wharves
where	whisker	whirlpool

# *Narrative planning template* - *Monday's Writing lesson*

**Sizzling start:**

**Backfill:**  
**WHO:**  
**WHAT:**  
**WHERE:**

**Problem:**

**Exciting ending:**

**Character wrap up:**