

**Grade 1 Term 3 Week 7 Remote Learning**  
**Monday 31st August to Friday 4th September 2020**



Tasks with this symbol are to be uploaded to Seesaw.

**Online Resources:**

**School Website - Remote Learning** <https://murrumbeenaps.vic.edu.au/teaching-learning/#remote>

**Essential Assessment** <https://www.essentialassessment.com.au/>

**Seesaw** <https://app.seesaw.me/#/login>



**Webex** <https://www.webex.com/>



**Study Ladder** <https://www.studyladder.com.au/>



**Reading:** <https://www.getepic.com/>


If you are not a member of the **Glen Eira Library**, please join, to access ebooks and other resources such as Literacy Planet <https://library.gleneira.vic.gov.au>



Day	Reading	Writing	Mathematics	Spelling	Inquiry
<b>Learning Intention/s</b>	How do authors make stories engaging?	What is a sizzling start?  How can we build tension in a narrative?	What do you know about fractions? What is a half? How can I show my knowledge about numbers?	How do I spell words in English?	Who are Australia's Indigenous peoples?
<b>Success Criteria</b>	I can identify the pebble, rock and bolder in a narrative.  I can identify the tension in a story.	I can write a detailed sizzling start.  I can identify the tension in a narrative.  I can identify the small, medium and large problem (pebble, rock and boulder) in a narrative.	I can share my ideas about fractions.  I can identify a half.  I can use my knowledge of numbers to solve problems.  I can show my knowledge of 3 digit numbers in different ways.	I can spell words with the digraph /ow/ making the "ou" as in cow.	I understand the concept of 'first peoples'.  I can compare and contrast the life of Indigenous Australians and my life.  I can compare and contrast the life of Indigenous Australians and my life.

Monday	Reading 20 mins	Writing 20 mins	Mathematics 20 mins	Spelling 20 mins	Inquiry 20 mins
	<p>Small group Webex</p>	<p><b>Start With a Sound</b> Starting a story with a sound can take the reader to right where the action is.</p> <p>Choose a location and brainstorm sounds that you would hear. Eg.</p> <ul style="list-style-type: none"> <li>• Kitchen -beep, sizzle</li> <li>• Beach - CRASH of the waves.</li> <li>• Playground - Yahoo! Yay!</li> <li>• Carnival - Woohoo! Argh!</li> </ul> <p>Pick one of the sounds and write a Sizzling Start in your remote learning book. For example:</p> <ul style="list-style-type: none"> <li>• ‘Beep! Oh no, what did I just press?’</li> <li>• ‘Argh, it’s going too fast!’</li> </ul> <p><b>*Please bring this to your small group webex tomorrow.</b></p> <p><b>Where you need to complete this task:</b> Remote learning book</p>	<p><b>Introduction to fractions</b> Complete the I see, I think, I wonder task about fractions on Seesaw.</p> <p><b>Where you need to complete the activity:</b></p> 	<p>Watch the video of Mrs Parker on Seesaw introducing the digraph /ow/ making the “ou” as in cow.</p> <p><b>Where you need to complete the activity:</b></p> <p>Choose 6 spelling words.</p> <p>Write them in your remote learning book.</p>	<p>Listen to the story ‘Why I love Australia’.</p> <p>Record or write why you love Australia and give some reasons why you love Australia</p> <p><b>Where you need to complete the activity:</b></p> 

Tuesday	Reading	Writing	Mathematics	Spelling	Inquiry
	20 mins	20 mins	30 mins	15 mins	30 mins
	<p>Complete the Tiddalick the Frog activity on Seesaw.</p> <p><b>Where you need to do the activity:</b> Complete the activity on</p> 	<p><b>Small group webex</b> You will need your sizzling start from yesterday's activity.</p>	<p><b>Give Me Half</b></p> <p>Watch this video called 'Give me half' <a href="https://safeshare.tv/x/ss5f45eb9fe180c#">https://safeshare.tv/x/ss5f45eb9fe180c#</a> (The link to the video is also on the Seesaw activity)</p> <p>Complete the What is Half Activity on Seesaw.</p> <p><b>Where you need to do the activity:</b></p> 	<p>Write your 6 words using one form of fancy writing. For example: bubble writing, rainbow writing, dot writing, joined writing, etc.</p> <p>down</p> <p>down</p> <p>down</p> <p>down</p> <p><b>Where you need to do the activity:</b> Remote learning book.</p>	<p>Listen, view and complete the lesson 'Traditional tools' on Wingaru kids.</p> <p>Select two <u>of the activities related</u> to the lesson (You don't have to complete all the tasks)</p> <p><b>Where you need to complete the activity:</b> Online <a href="https://www.wingaru.com.au/wingaru-kids.html">https://www.wingaru.com.au/wingaru-kids.html</a></p> <p><i>*Login details have been provided to you by your teacher on Seesaw*</i></p>

Wednesday	Reading	Writing	Mathematics	Spelling	Inquiry
	20 mins	20 mins	20 mins	20 mins	20 mins
	<p>Choose a Just Right book (not too easy and not too hard) and read it to yourself and then a family member.</p> <p>Write down in your remote learning book what the pebble (first problem), rock (second problem) and boulder (third problem) is in the story.</p> <p><b>Where you need to do the activity:</b> Remote learning book.</p>	<p><b>Small group webex</b></p>	<p><b>Problem Solving Activity</b></p>  <p><b>Mother Cat is making mittens for her three cold kittens.</b></p> <p>It takes two balls of wool to make mittens for one kitten.</p> <p>How many balls of wool will Mother Cat need to make mittens for three little kittens?</p> <p>If one ball of wool costs \$2, how much money will the three sets of mittens cost to make?</p> <p><b>Where you need to do the activity:</b> In your remote learning books. Bring your solution to this problem to the Thursday whole class check in.</p>	<p><b>Spelling sentences:</b> Put your spelling words into sentences.</p> <p>For example: The brown owl flew into town.</p> <p><b>Where you need to do the activity:</b> Remote learning book.</p>	<p><b>Wellbeing Wednesday</b></p> <p><i>Give a hug to someone special</i></p> <p><b>Where to participate:</b></p> 

Thursday	Reading	Writing	Mathematics	Spelling	Inquiry
	20 mins	20 mins	20mins	15 mins	20 mins
	<p>Re-read the same book from yesterday. Think about when the book reaches the highest tension point.</p> <p>Write down in your remote learning book what part of the story has the most tension and why you think that way.</p> <p>For example: The book I read was The Three Little Pigs. The part when the wolf climbs onto the roof of the third house was the point of tension. I think it was the highest point of tension because the pigs were very scared of what would happen next.</p> <p>You could even draw a picture of this moment in your remote learning book if you want.</p> <p><b>Where you need to do the activity:</b> Remote learning book.</p>	<p><b>Pebble, rock and boulder activity</b></p> <p>Watch the video, 'Ormie the Pig', on Seesaw and complete the activity.</p> <p><b>Where you need to do the activity:</b> Seesaw</p>	<p><b>Whole Class check in:</b> Bring your solution to yesterday's problem solving activity.</p> <p><b>Small group check in</b></p>	<p><b>Write your 6 words in alphabetical order</b></p> <p>E.g. clown cow frown how shower town</p> <p><b>Where you need to do the activity:</b> Remote learning book.</p>	<p>Listen to the story of the 'Bittangabee tribe'</p> <p>Draw a picture, record a video or write some words to describe the feelings you had listening to the story.</p> <p><b>Where you need to do the activity:</b></p> 

Friday	Reading	Writing	Mathematics	Spelling	Inquiry
	20 mins	30 mins	20mins	15 mins	20 mins
	<p>Choose an Engage Literacy task from your pack and complete it.</p> <p>You can choose from</p> <ul style="list-style-type: none"> <li>-A Pinata Party</li> <li>-Goldilocks</li> <li>-Dance Teacher</li> <li>-The Little Black Duck</li> <li>-Clever Children</li> <li>-In the Attic</li> </ul> <p>When you are finished, get an adult to help correct your work and discuss your answers.</p> <p><b>Where you need to do the activity:</b> Engage Literacy sheet from your remote learning pack.</p>	<p><b>5 + 1 Senses Activity on Seesaw</b></p> <p><b>Where you need to do the activity:</b> Seesaw</p> 	<p><b>Number of the Day</b></p> <p>Choose one of the numbers provided to complete the Number of the Day activity on Seesaw.</p> <p><b>Where you need to do the activity:</b></p> 	<p><b>Spelling Test</b> - please test your child's 6 spelling words and correct with them.</p> <p><b>Dictation Sentences:</b></p> <ol style="list-style-type: none"> <li>1. The boy drove to town in his brown car.</li> <li>2. The cowboy and the cowgirl went to town.</li> <li>3. The sad clown had a big frown.</li> </ol> <p>Please correct sentences and check for CUPS.  C - Capital letters  U - Understanding - does the sentence make sense?  P - Punctuation (full stops)  S - Spelling - correct?</p> <p><b>Where you need to do the activity:</b> Remote learning book</p>	<p><b>Whole Class Webex</b></p> <p>Optional Father's Day activities:</p> <ul style="list-style-type: none"> <li>● Write a card to your dad, uncle or grandpa and tell them why you love them.</li> <li>● Complete the Father's Day activity on Seesaw.</li> <li>● Create something special for your dad, uncle or grandpa.</li> </ul>

**Year 1** The digraph /ow/ making the sound “ou” as in cow.

<b>Red Spelling</b>	<b>Orange Spelling</b>	<b>Green Spelling</b>
cow	owl	however
now	clown	browse
how	frown	allow
town	cowgirl	crowded
down	cowboy	anyhow
brown	shower	prowl